



# RG 125-40 6P

1150 [rpm]

1 Stage

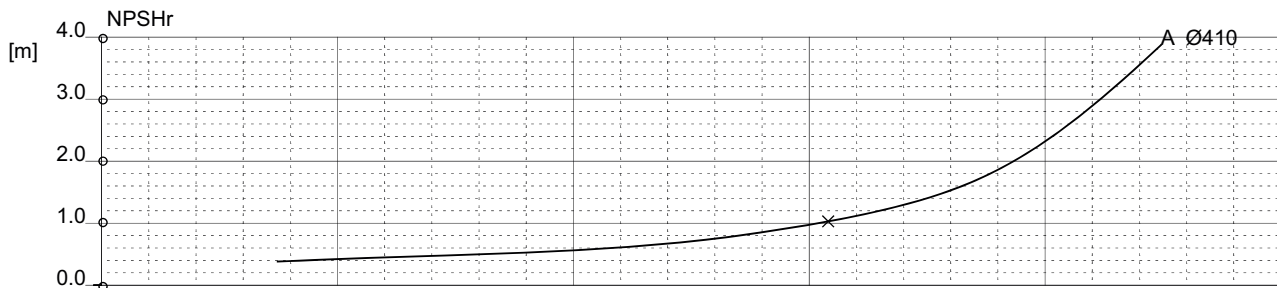
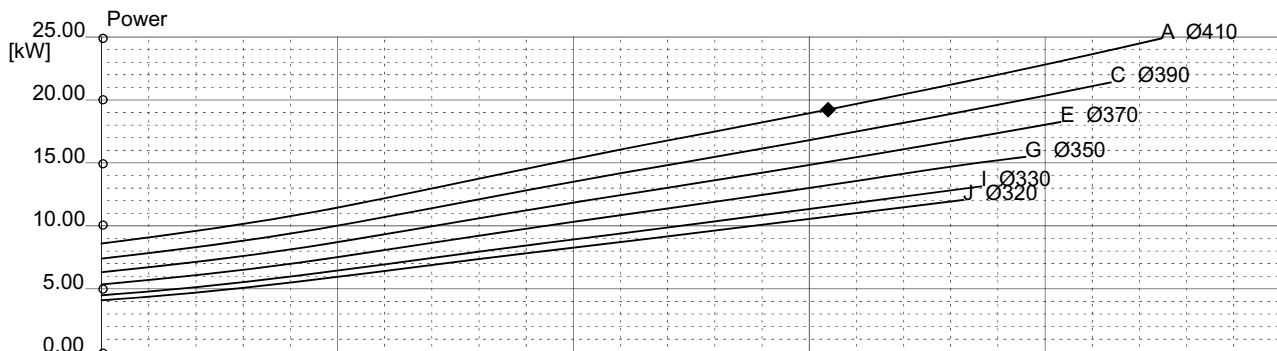
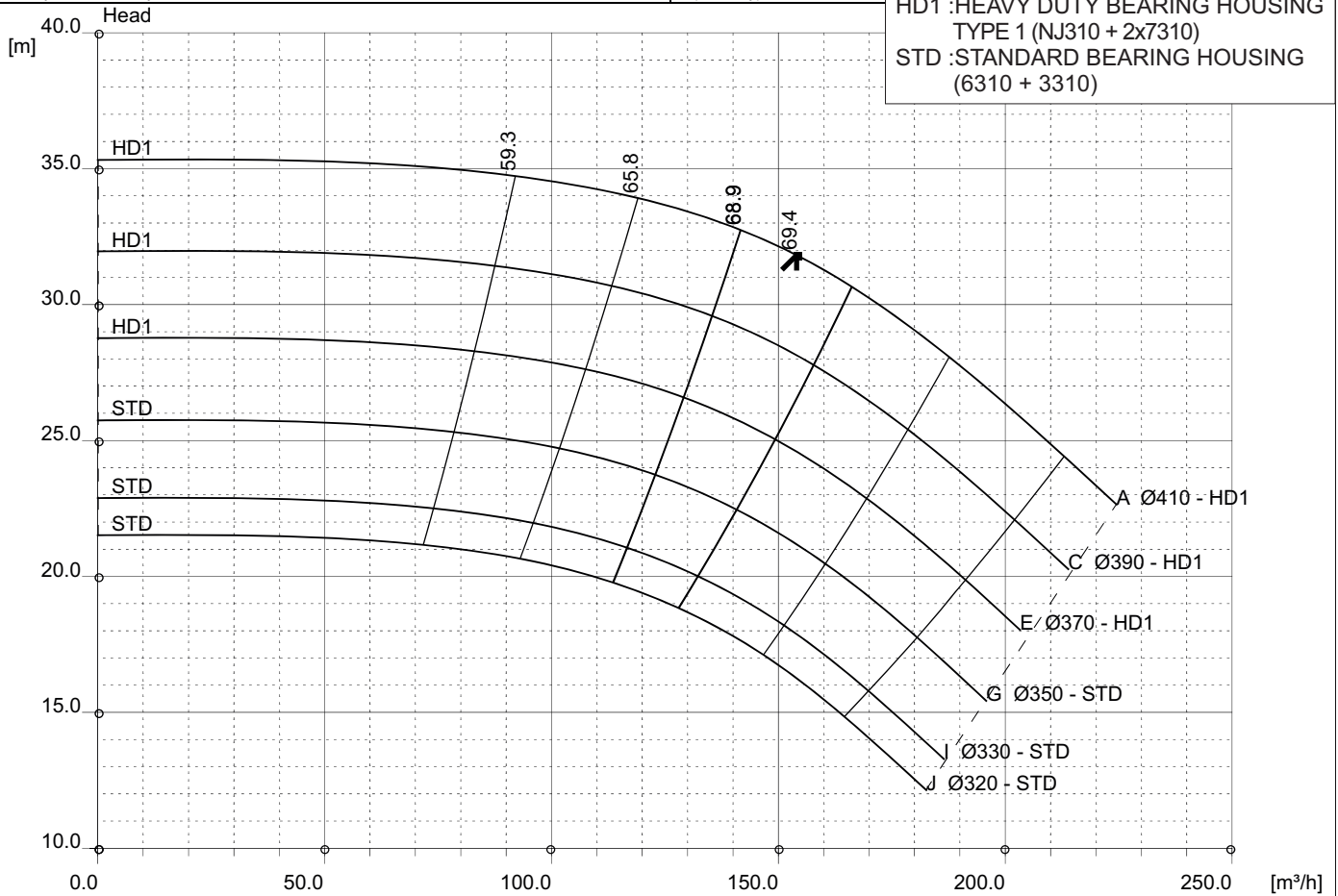
Curve N.

T-0915

|                                  |                                  |                               |                              |                                |
|----------------------------------|----------------------------------|-------------------------------|------------------------------|--------------------------------|
| Max. diameter<br><b>410 [mm]</b> | Min. diameter<br><b>320 [mm]</b> | Maxspeed<br><b>1999 [rpm]</b> | Suction Ø<br><b>150 [mm]</b> | Discharge Ø<br><b>125 [mm]</b> |
|----------------------------------|----------------------------------|-------------------------------|------------------------------|--------------------------------|

Density 1 and viscosity 1 cSt Replace any previous edition

HD1 : HEAVY DUTY BEARING HOUSING  
TYPE 1 (NJ310 + 2x7310)  
STD : STANDARD BEARING HOUSING  
(6310 + 3310)



|          |          |                 |                   |        |                           |          |
|----------|----------|-----------------|-------------------|--------|---------------------------|----------|
| Comments |          |                 |                   |        |                           |          |
| Diffuser | Impeller | NS<br><b>18</b> | SSS<br><b>233</b> | Author | Date<br><b>Jan14,2011</b> | Revision |